

MATERIALS

- Firm modelling sand such as Creall Sculpt it!
- Dice (with numbers)
- Attachment - 'Weather Cards'
- Sturdy paper or cardboard, and glue

LEARNING OBJECTIVE

Counting quantities and practising addition and subtraction up to at least 20. Understanding terms like more/less. Understanding the impact of weather and seasons on plants.




APPLE TREE

1




Print the attachment on sturdy paper or cut out the cards and glue them onto cardboard. On the sand table, create the shape of a tree (mould the tree with sand or draw it in the sand). Gather a small group at the sand table.

2




Look at the cards together and agree: the sun & raindrop is + x apples; the storm card is - x apples. Shuffle the cards and place them face down. Roll the dice. The number rolled is the starting number of apples.

3



Have the students form the starting number of apples with their hands and place them on the tree. Each student takes turns completing Step 4.

4



Roll the dice (e.g., 4) and turn over a card (e.g., sun and raindrop +). Add the number of apples to the tree or remove them. Count how many apples are there in total. Continue until all the cards are used.

