


BASIC FIGURES

**Good luck and have fun
with this lesson!**



LESSON PLAN: BASIC FIGURES

- Age: from age 7
- Learning area: math, spatial insight, cognitive Intelligence
- Preparation time: 5 min
- Duration: 30 Min


BASIC FIGURES

WHAT DO YOU NEED?

- Clay, for example Creall Therm soft (at least 3 colours)

WHAT WILL YOU BE DOING?

You will learn about circles, squares, triangles and rectangles. You clay these shapes and make new figures with them.



BASIC FIGURES

STEP 1

Name some objects that consist of a circle, square, triangle or rectangle.
Which objects can you think of?


For this lesson, use at least 3 colours.



BASIC FIGURES

STEP 2


Circles, squares, triangles and rectangles: you clay these shapes and make new ones with them.



BASIC FIGURES

STEP 3

With the shapes that you have made, you're going to make figures by placing the shapes against each other. What objects can you make with the shapes?




BASIC FIGURES

Step-by-step instructions


1



2



3



IT'S MORE FUN WITH YOU!

Good job!

