


## MATERIALS

- Clay, for example Creall Therm soft (at least 3 colours)

## LEARNING OBJECTIVE

Learning to recognise geometric figures (such as circle, square, triangle and rectangle) and use those in practice.




# BASIC FIGURES

1




Together with the kids, discuss the shapes and where they encounter them in real life. After that, they can start working with the clay.

2



Each pupil chooses three colours and makes 4 x 4 shapes with different colours.

3



When the shapes are made, the pupils will work in groups to make a 'painting' by combining the different shapes.

By baking the Creall Therm moulds in the kitchen oven, the moulds can be used more often.

