


BUILDING TOWERS

**Good luck and have fun
with this lesson!**



LESSON PLAN: BUILDING TOWERS

- Age: from age 4
- Learning area: math, spatial insight
- Preparation time: 5 minutes
- Duration: 30 minutes

BUILDING TOWERS

WHAT DO YOU NEED?

- Soft clay, like Creall Ultra soft

WHAT WILL YOU BE DOING?

Together with your classmates, you'll try to build the highest tower out of clay.

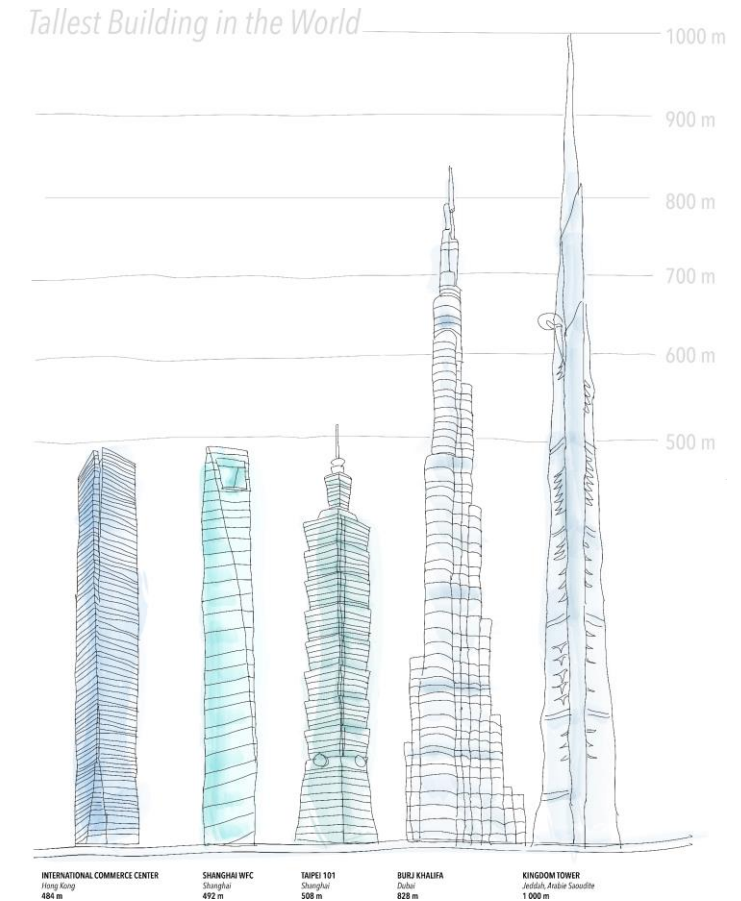


BUILDING TOWERS

STEP 1

Have you ever seen a very high tower? And have you ever made a high tower yourself?

How do you think you can make a high and sturdy tower out of clay?



BUILDING TOWERS

STEP 2

Use clay to build a tower, together with a few classmates. Are you going to build it with one piece of clay? Or will you stack shapes on top of each other? What shapes should you use? And what colour will you use to make your tower?

How sturdy is your tower? And how can you make it sturdier?



BUILDING TOWERS

STEP 3


We'll look at all the towers together. Which one is the highest? Can the children who made it tell everyone how they did it? Why do you think their tower is so high and sturdy?



BUILDING TOWERS

STEP 4

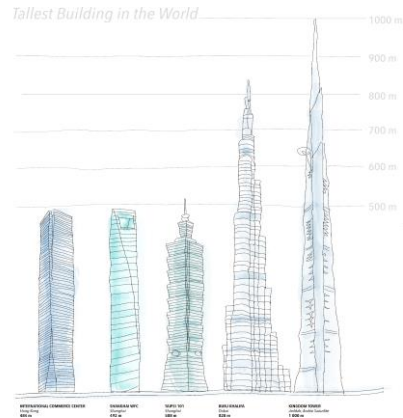
Can you copy the highest tower? Make sure to pay attention to the colours and shapes they used.



BUILDING TOWERS

Step-by-step instructions

1




2



3



4



IT'S MORE FUN WITH YOU!

Good job!

