


IN ENGLAND THERE'S A HOUSE

**Good luck and have
fun with this lesson!**



LESSON PLAN: IN ENGLAND THERE'S A HOUSE

- Age: from age 4
- Learning area: English, preparatory writing
- Preparation time: 5 minutes
- Duration: 30-40 minutes

IN ENGLAND THERE'S A HOUSE

WHAT DO YOU NEED?

- A3 drawing paper
- Crayons like Creall Waxy
- Poster paint like Creall Dacta color
- Brushes like Creall Trixi brush
- Tape

WHAT WILL YOU BE DOING?


You will draw a street full of houses.



IN ENGLAND THERE'S A HOUSE

STEP 1


Pay attention to how the teacher draws a house. Copy the movement with your hand in the air.



IN ENGLAND THERE'S A HOUSE

STEP 2


Get a crayon. Draw a line of your paper from one side to the other.



IN ENGLAND THERE'S A HOUSE

STEP 3

Draw the houses on the line from left to right. After that, paint the houses with paint and provide them with windows, doors or chimneys, for example.



IN ENGLAND THERE'S A HOUSE

STEP 4

Also paint the sky and the ground. What do you paint in your street?


If we put all the streets together or hang them up, we will have a city.




IN ENGLAND THERE'S A HOUSE

Step-by-step instructions

1



2



3



4



IT'S MORE FUN WITH YOU!

Good job!

