


OUR GARDEN

Good luck and have fun with this lesson!



LESSON PLAN: OUR GARDEN

- Age: from age 10
- Learning area: math
- Preparation area: 5 minutes
- Duration: 45 minutes

OUR GARDEN

WHAT DO YOU NEED?

- Air-drying paint or oven-bake clay such as Creall Do & Dry and Creall Therm soft.
- (Large) sheet of paper
- Poster paint such as Creall Basic color
- Brochures of DIY-stores and garden centres

WHAT WILL YOU BE DOING?


You will design a garden which you make out of clay. After that, you will calculate the surface area of your garden and what the costs will be.



OUR GARDEN

STEP 1

Create a garden together with your classmates.



OUR GARDEN

STEP 2

Make a scale model of the garden with paint and clay. Start with the division of the surface of your garden.

What is the total surface of your garden?



OUR GARDEN

STEP 3

Make the objects, plants and flowers for the garden.

Calculate the costs of the garden if you would make it in real life. Check the online brochures of garden centres to see the costs of the objects, plants and flowers.



OUR GARDEN

STEP 4

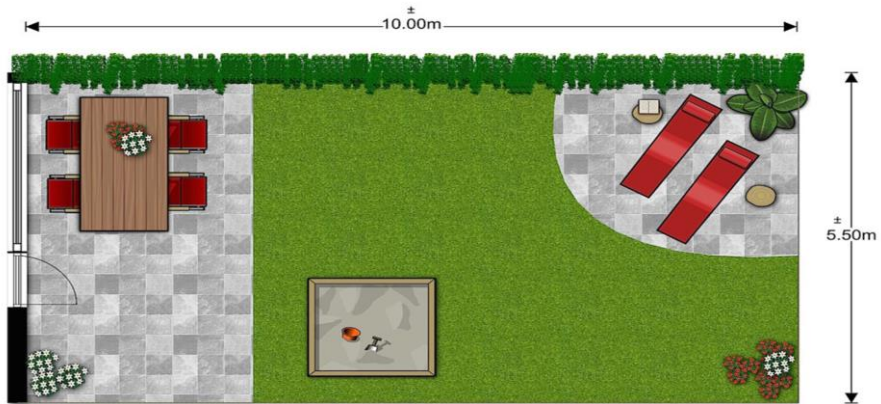
Decorate the garden the way you designed it.



OUR GARDEN

Step-by-step instructions

1



2



3



4



IT'S MORE FUN WITH YOU!

Good job!

