


**Good luck and have fun  
with this lesson!**



## LESSON PLAN: PIMPAMPET

- Age: From age 4
- Learning area: Language
- Preparation time: 5 min
- Duration: 30 min

# PIMPAMPET

## WHAT DO YOU NEED?

- Pimpampet random wheel
- Finger paints, such as Creall Fingerprint
- Paper

## WHAT WILL YOU BE DOING?


We're going to play a game and write letters



# PIMPAMPET

## STEP 1

The teacher spins the wheel. Do you know at which letter the wheel has stopped?



# PIMPAMPET

## STEP 2

Dip your finger into the paint and write the letter on the paper.

Can you think of a word that starts with this letter? And can you write that word down?



# PIMPAMPET


## STEP 3

Look carefully at your letter or word. Did you write it correctly? Then show it to the teacher.

Let's spin the wheel one more time.



1



2



3



IT'S MORE FUN WITH YOU!

Good job!

