


SALE

**Good luck and have
fun with this lesson!**



LESSON PLAN: SALE

- Age: from age 10
- Learning area : math
- Preparation time: 15 minutes
- Duration: 60 minutes

SALE

WHAT DO YOU NEED?

- A3 drawing paper
- Pencils
- Gloss paint such as Creall Gloss
- Brushes like Creall Gussow
- List of products including prices

WHAT WILL YOU BE DOING?


You are going shopping. Fortunately, there are many discounts today. Calculate how much your groceries will cost you.



SALE

STEP 1

Draw a shopping cart in perspective. Then select some products from the list that the teacher has made.



SALE

STEP 2

Draw the products you have selected in perspective inside the shopping cart.



SALE

STEP 3

Paint the products and the shopping cart with the gloss paint. When the paint has dried, you can write down the names of the products in the drawing.



SALE

STEP 4

Write down the price and the discount of each product and then calculate the new prices: how much does it all cost together?

Check together whether you have calculated the new prices correctly.



2	-10%
4	-15%
5	-50%
1	-50%
1,50	-20%



SALE

Step-by-step instructions

1



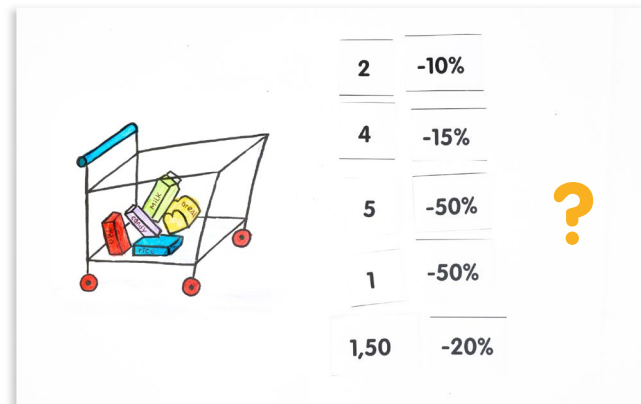
2



3



4



IT'S MORE FUN WITH YOU!

Good job!

