


# MEDIEVAL CASTLE

**Good luck and have fun  
with this lesson!**



## LESSON PLAN: MEDIEVAL CASTLE

- Age: from age 8
- Learning area: world studies
- Preparation time: 10 minutes
- Duration: 2 x 60 minutes

# MEDIEVAL CASTLE

## WHAT DO YOU NEED?

- Sand like Creall Sculpt it!
- Sculpting tools like Creall Spatulas
- Pencils
- Paper
- Access to (online) sources on castle

## WHAT WILL YOU BE DOING?

You will look for information on castles. Next, you will design and create a castle with your classmates.



# MEDIEVAL CASTLE

## STEP 1

Work in groups of 4 or 5 students. Look for information on castles together.


Why and where were castles built? Who used to live there? What did they do there?



# MEDIEVAL CASTLE

## STEP 2

Use the information you find to make your own castle.  
Make your design with a pencil and paper.  
Think about what the castle needs.



# MEDIEVAL CASTLE

## STEP 3

Once your design is ready, you will build a small version of your castle (a scale model) with the sand.



# MEDIEVAL CASTLE


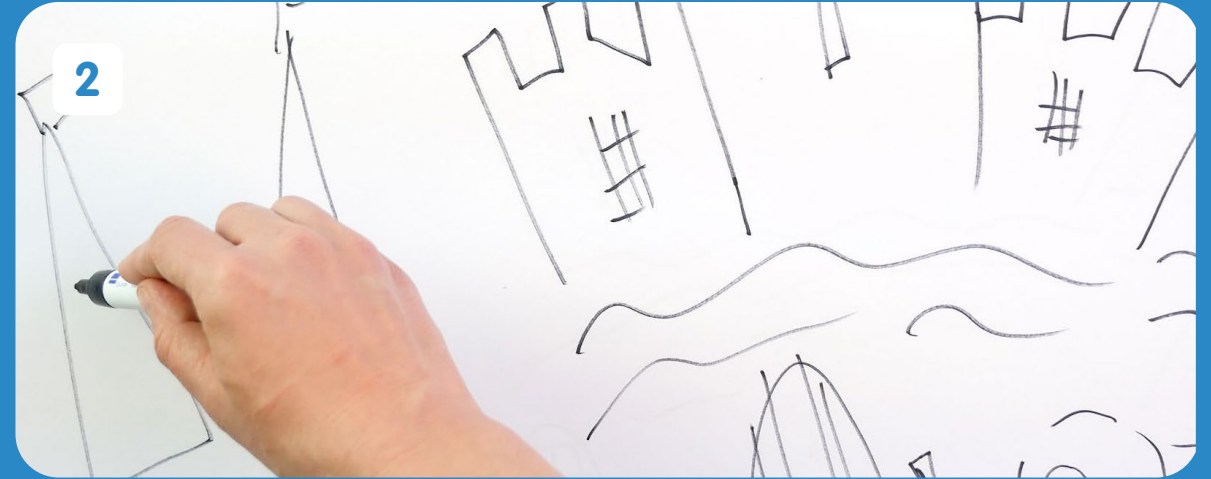
## STEP 4

When your castle is finished, your group will tell your other classmates about your castle. What info did you find? And how did you incorporate it in your design?



# MEDIEVAL CASTLE

## Step-by-step Instructions



IT'S MORE FUN WITH YOU!

Good job!

